


















1. How often do you cross Hammersmith Bridge with a cycle, either on the carriageway or the footway?			
		Response Percent	Response Count
On 3 or more days a week		34.0%	71
About once a week		16.7%	35
About once a month		25.4%	53
A few times a year		23.0%	48
Never		1.0%	2
answered question			209
skipped question			1




2. Do you normally cross the bridge at peak times			
		Response Percent	Response Count
Yes, with the peak flow		48.3%	100
Yes, against the peak flow		5.8%	12
No		45.9%	95
answered question			207
skipped question			3




3. Tick all that apply What are the main reason[s] that you cross the bridge. Are you

		Response Percent	Response Count
Going to work		49.0%	99
Going to school / college		3.5%	7
Shopping		16.8%	34
Cinema / Theatre / Pub / Restaurant		21.3%	43
Participating in sport		16.3%	33
Going to open spaces		45.0%	91
		answered question	202
		skipped question	8

4. When you cross the bridge ere you normally




		Response Percent	Response Count
Alone		79.7%	165
With friends		16.9%	35
With a child		3.4%	7
		answered question	207
		skipped question	3

5. How do you normally cross the bridge			
		Response Percent	Response Count
On the carriageway		84.5%	175
Cycling on the footway		7.2%	15
Pushing the bike on the footway		8.2%	17
answered question			207
skipped question			3




6. If you are cycling or pushing your bike on the footway, is it because			
		Response Percent	Response Count
You are uncomfortable using the carriageway, and do not use it.		74.4%	32
You are with someone who does not want to use the carriageway.		18.6%	8
There is another reason.		7.0%	3
answered question			43
skipped question			167

7. Anything you wish to add about these questions so far?		Response Count
		58
answered question		58
skipped question		152



8. How do you experience cycling on the carriageway of the bridge

		Response Percent	Response Count
Very scary		13.7%	28
Sometimes very scary		63.7%	130
No problem at all		22.5%	46
		answered question	204
		skipped question	6

9. The speed limit on the bridge is presently 30mph. A report by TfL in December 2008 shows the average speed on the bridge to be 25mph, and the 85 percentile speed to be 30mph. This means 15% of the traffic is doing more than 30mph. The speed of a vehicle could be measured by timing it over the length of the bridge. Using this technology with a 20mph limit would bring the top speed down to 20mph. This means that if you are cycling at 15 mph you will be merging with traffic moving only 5mph faster than you, rather than with traffic sometimes going at speeds more than 15mph faster than you. Would you like to see a 20mph speed limit on the bridge?










		Response Percent	Response Count
Yes, I would be much more comfortable using the carriageway.		68.0%	138
Yes, for cyclists less confident than me, though I am comfortable the way it is.		24.1%	49
No, I have no problem with the bridge as it is.		7.9%	16
		answered question	203
		skipped question	7

10. Anything you wish to add about the questions on this page?		Response Count
		53
	answered question	53
	skipped question	157




11. Do you live North or South of the River Thames		Response Percent	Response Count
North		54.0%	107
South		46.0%	91
	answered question		198
	skipped question		12



12. What is the first part of the postcode where you live, ie SW6, W14 etc		Response Count
		196
	answered question	196
	skipped question	14



13. What is the first part of the postcode where you work or study, should you work or study.		Response Count
		155
	answered question	155
	skipped question	55






14. Which Borough do you live in?			
		Response Percent	Response Count
Hammersmith and Fulham		26.3%	52
Ealing		4.5%	9
Hounslow		5.1%	10
Kensington and Chelsea		3.5%	7
Richmond		26.3%	52
Wandsworth		10.1%	20
Kingston upon Thames		3.0%	6
Merton		2.5%	5
Other		18.7%	37
answered question			198
skipped question			12

15. Other - like where?	
	Response Count
	39
answered question	39
skipped question	171

16. How confident a cyclist are you?			
		Response Percent	Response Count
Prefer to be on back streets than main roads.		10.9%	22
Happy to go down most main roads, but avoid difficult places like Hammersmith Gyrotary for example.		29.9%	60
Very confident.		59.2%	119
answered question			201
skipped question			9

17. Are you			
		Response Percent	Response Count
Female		30.3%	61
Male		69.7%	140
answered question			201
skipped question			9

18. Tick all that apply Do you -			
		Response Percent	Response Count
have a driving licence		98.9%	173
drive a car in London		63.4%	111
answered question			175
skipped question			35

19. And your age is			
		Response Percent	Response Count
<20		0.0%	0
21-30		13.6%	27
31-40		27.6%	55
41-50		30.7%	61
51-60		15.6%	31
>61		12.6%	25
answered question			199
skipped question			11

20. Should you want to say anything else.		Response Count
		71
answered question		71
skipped question		139

21. And finally should you want to help us with our cause in any way and want to leave you name and any contact details, which we would not reveal.		Response Count
		47
answered question		47
skipped question		163